



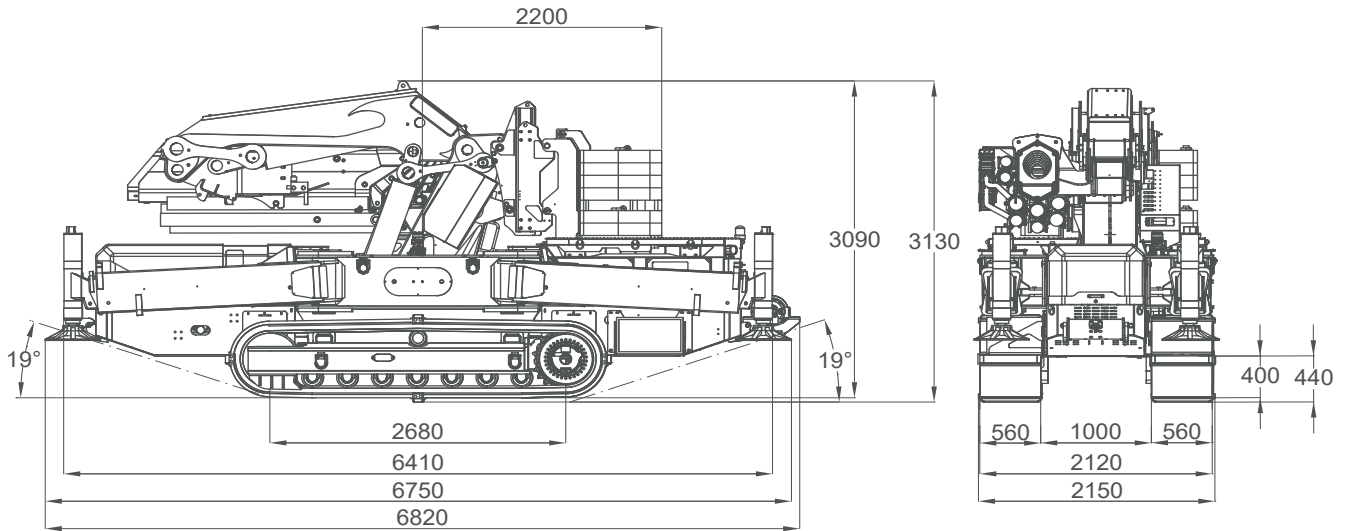
Technical Data

Specification & Capacities

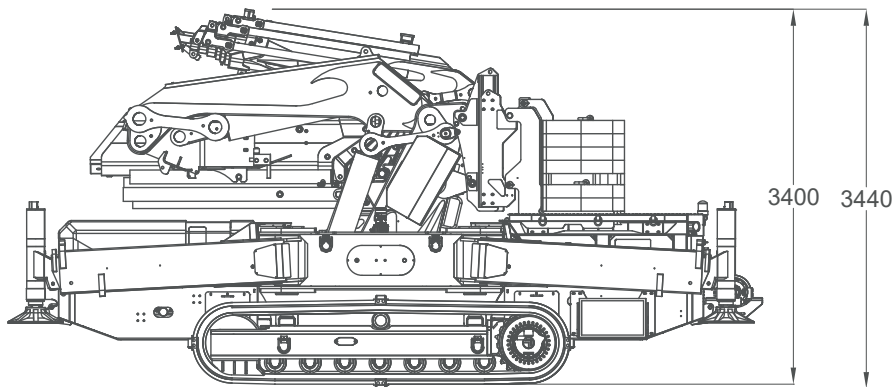
JF990

OVERALL DIMENSIONS

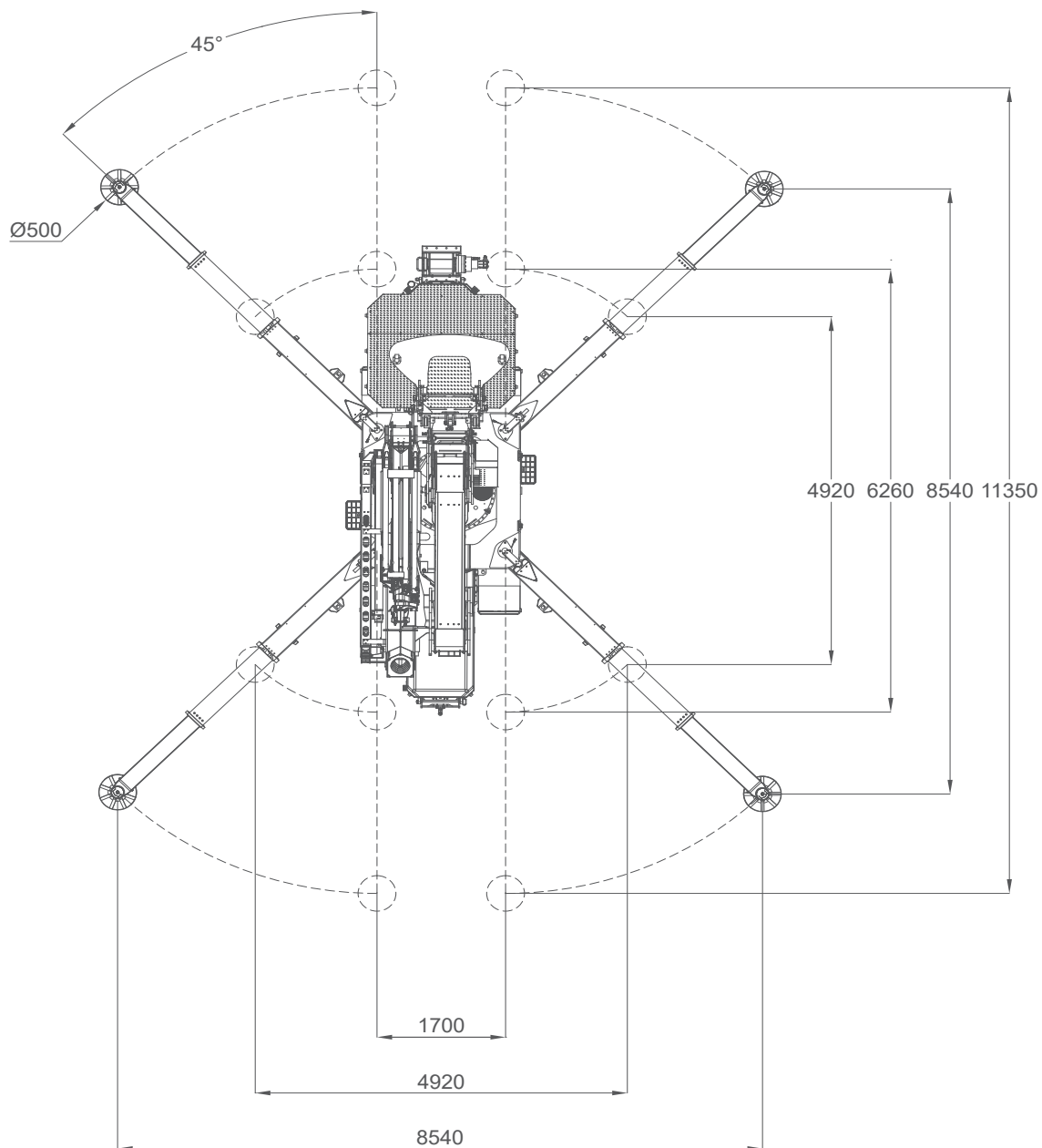
(without jib and low marking pads)



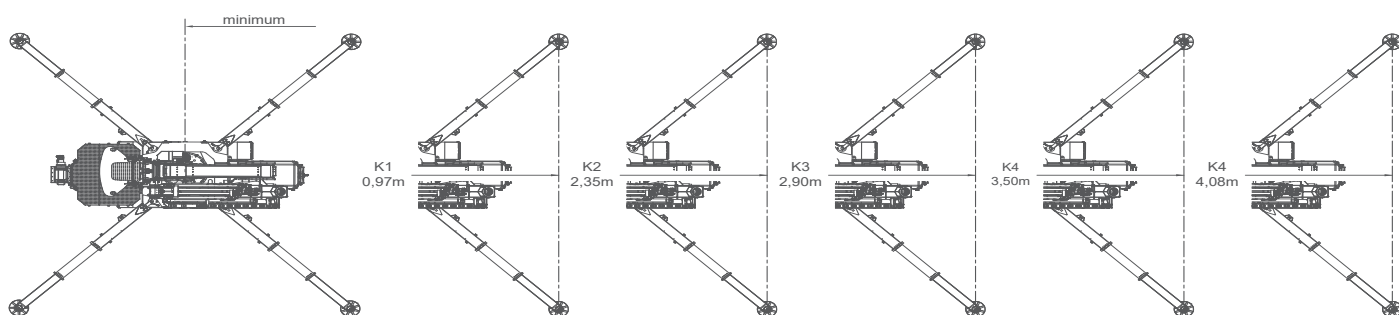
(with jib and low marking pads)



CRANE FOOTPRINT

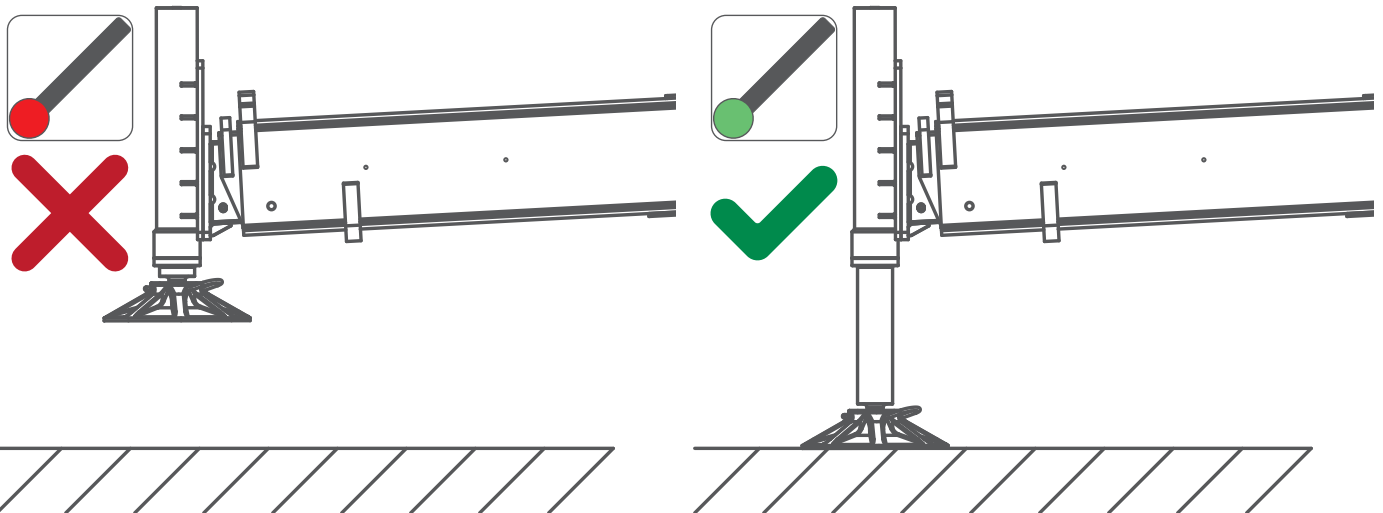
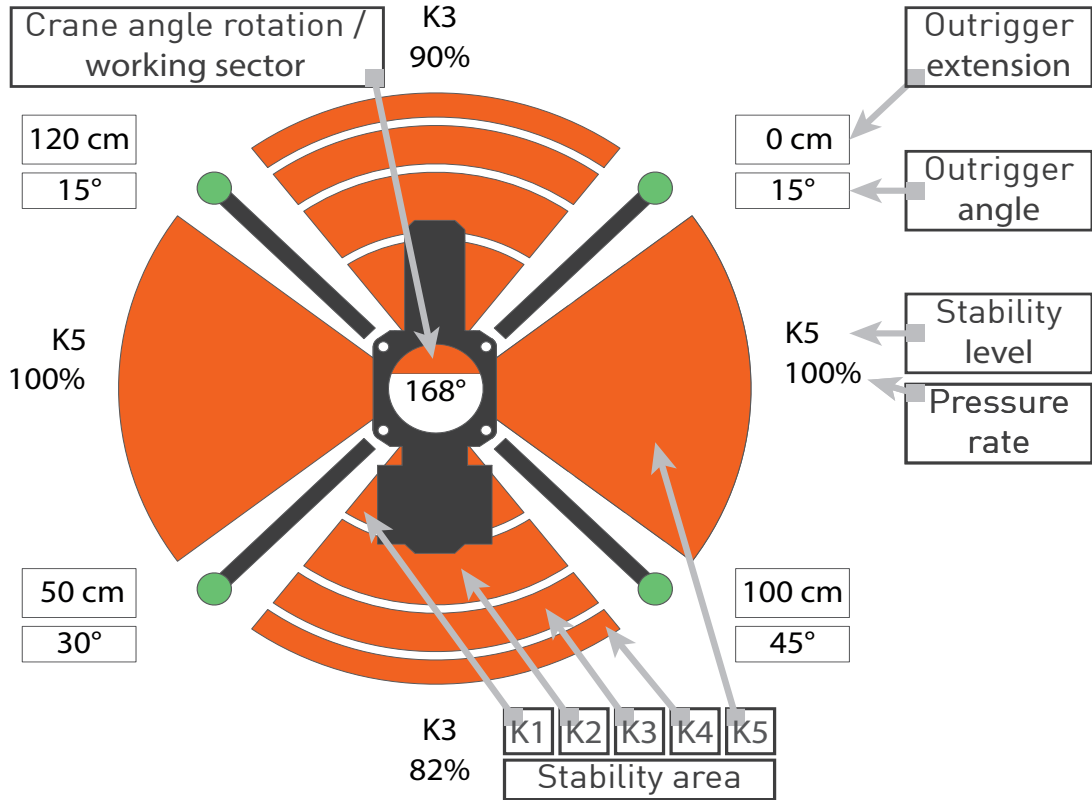


Min angle stability: 0°
Max angle stability: 45°

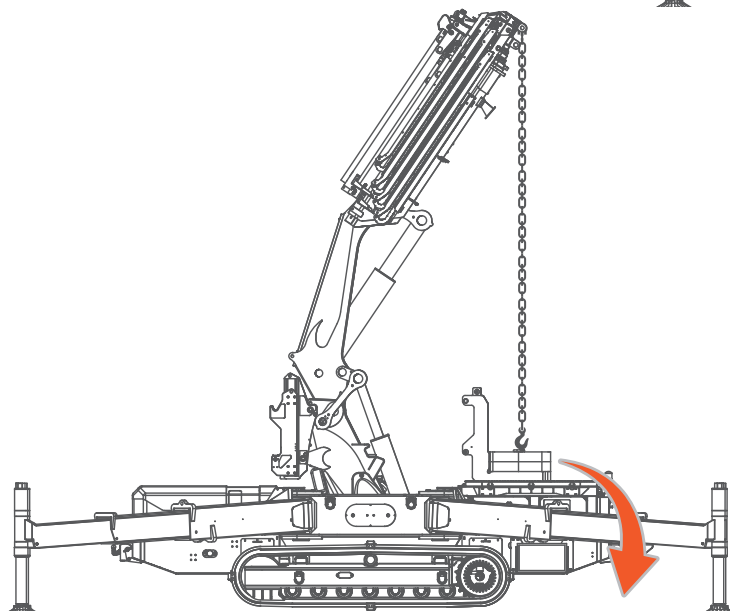
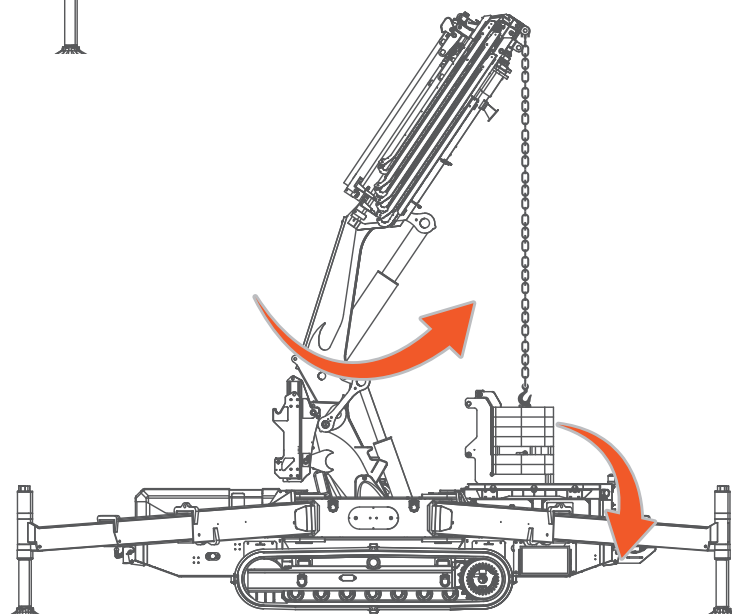
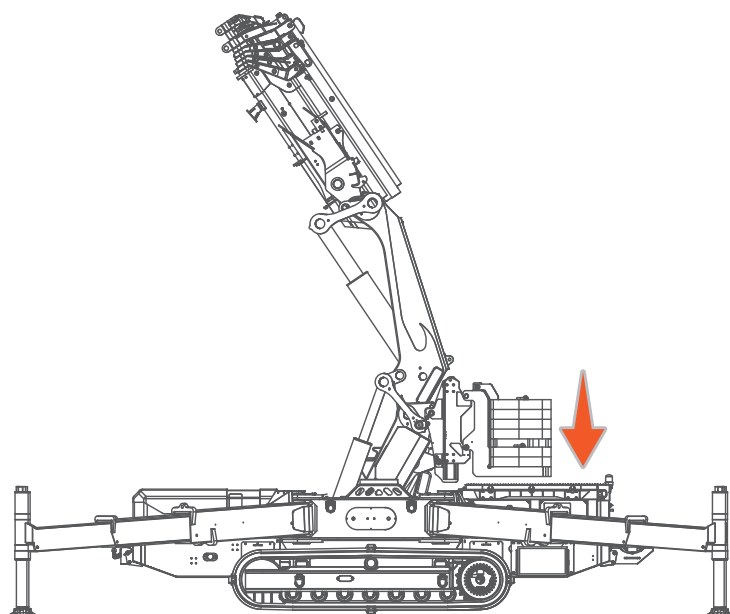


STABILIZATION CHART









The division in 4 areas is a schematic representation, software adapts level pressure continuously.














COUNTERWEIGHT REMOVAL



OVERALL INFORMATION

		Name/ version	kg*
WEIGHTS	 Crane	ALL	21500
	 Counterweight	CW-1	2000
		CW-2	3000
	 Winch	W3000-JFM	330
	 Hookblock [†]	SINGLE FALL	73
		DOUBLE FALL	71
		TRIPLE FALL	74
		JIB SINGLE FALL	84
	 Power Pack	3-PHASE POWERPACK	80
	 Jib	L616	1750
 Low marking pads	WTP-JFM	750	
 Outriggers mats	OM500	30	

ENGINE	 Engine	DEUTZ TCD 3.6 L4 HT Stage V	
	KW Power	55kW 75HP	
	 Fuel	DIESEL	
	 Tank	L	75
ELECTRIC	KW Power	400V-3F 13kW 17,4HP	
	HYDRAULIC	 Hydraulic Oil	ISO 6743-4:HVLP with VG46 viscosity class
Working temp		<70°C	
L		270	
MOVEMENTS	 Travel Speed	km/h	2,2
	 Gradeability	20° (36%) [‡]	
	 Track Load	kg/cm ²	0,95
	 Outrigger Load	kg	16350 [§]
	 Working Angle	0°/80°	
		s	Primary: 36 Secondary: 37
	 Slewing	360°	
		rpm	1
	 Boom Telescoping	m	28,2
s		55 [◇]	

*: Dry weight

†: Kit comprehensive of pulleys

‡: Engine working limit

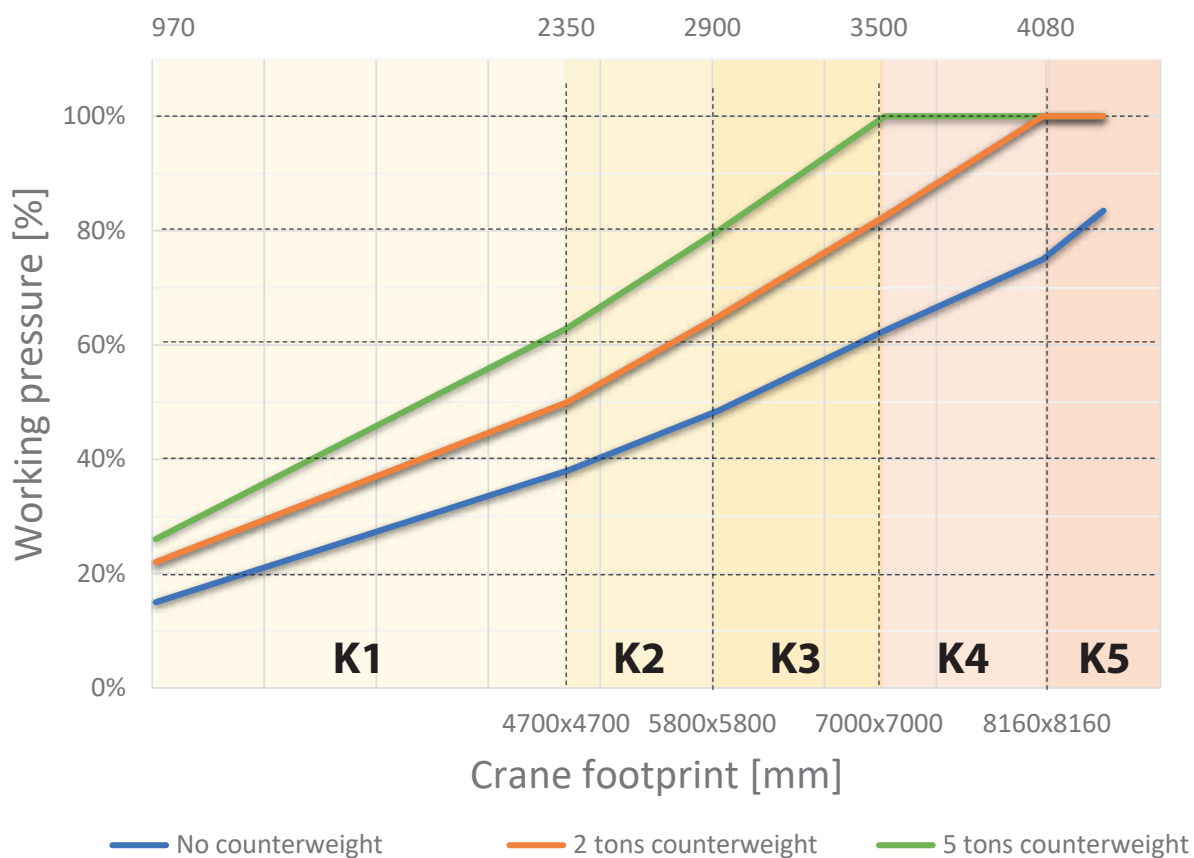
§: Static lifting

◇: Timing without load, fully stabilised and without XP

HOIST PERFORMANCE


W2000-JFM				
ROPE	Wire rope	\emptyset	Total lenght	Max load
		mm	m	kg
	Right lang lay	14	60	30000
HOOK BLOCK	Load	N° of		Block type
	kg	Sheaves	Lines	
	9000	1	3	Triple fall block
	6000	1	2	Double fall block
	3000	-	1	Single line

CRANE PERFORMANCE




JF990 - MAIN BOOM

HOOK configuration




JF990 - JIB5400.6H

HOOK configuration



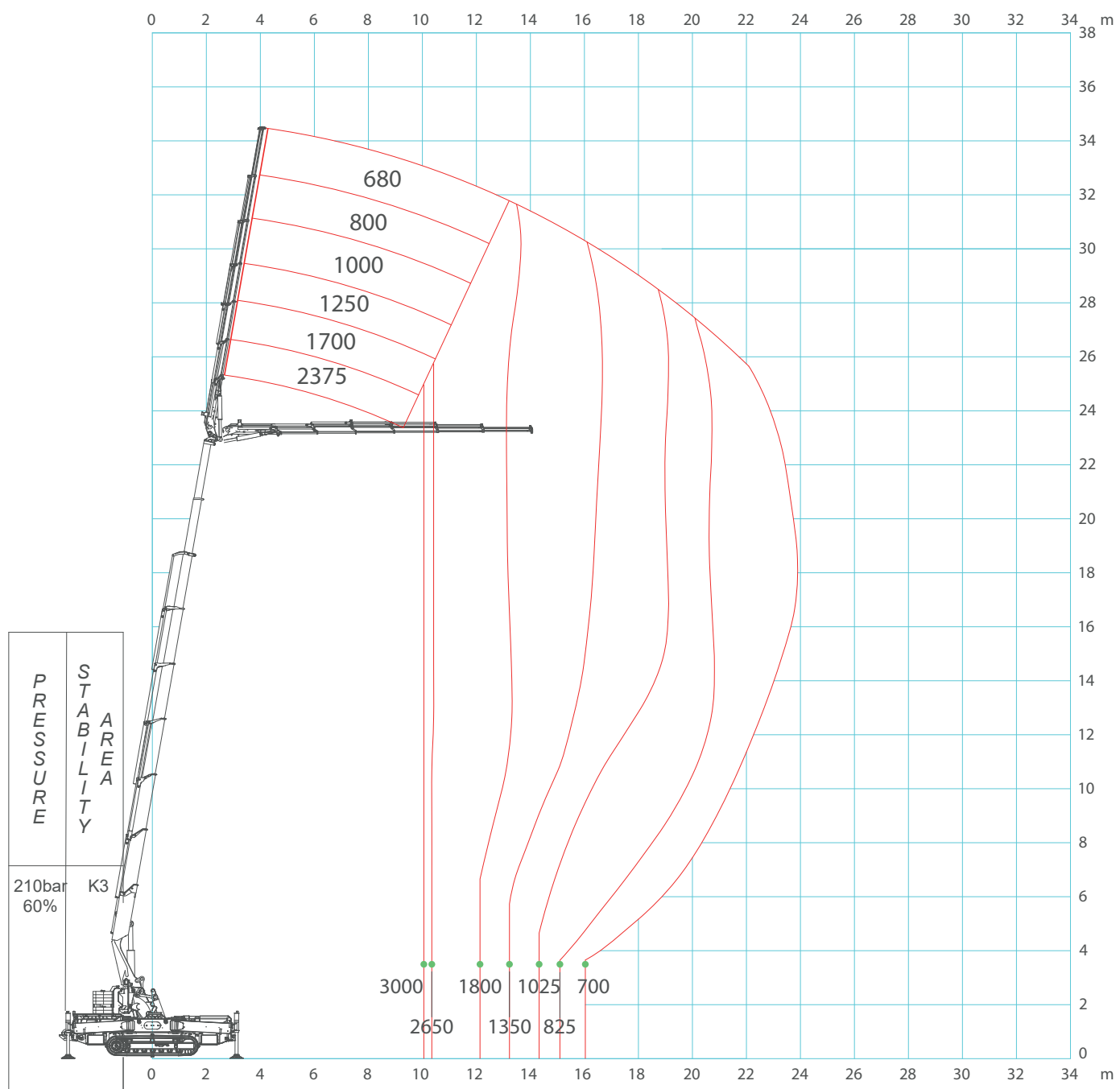
JF990 - JIB5400.6H

HOOK configuration



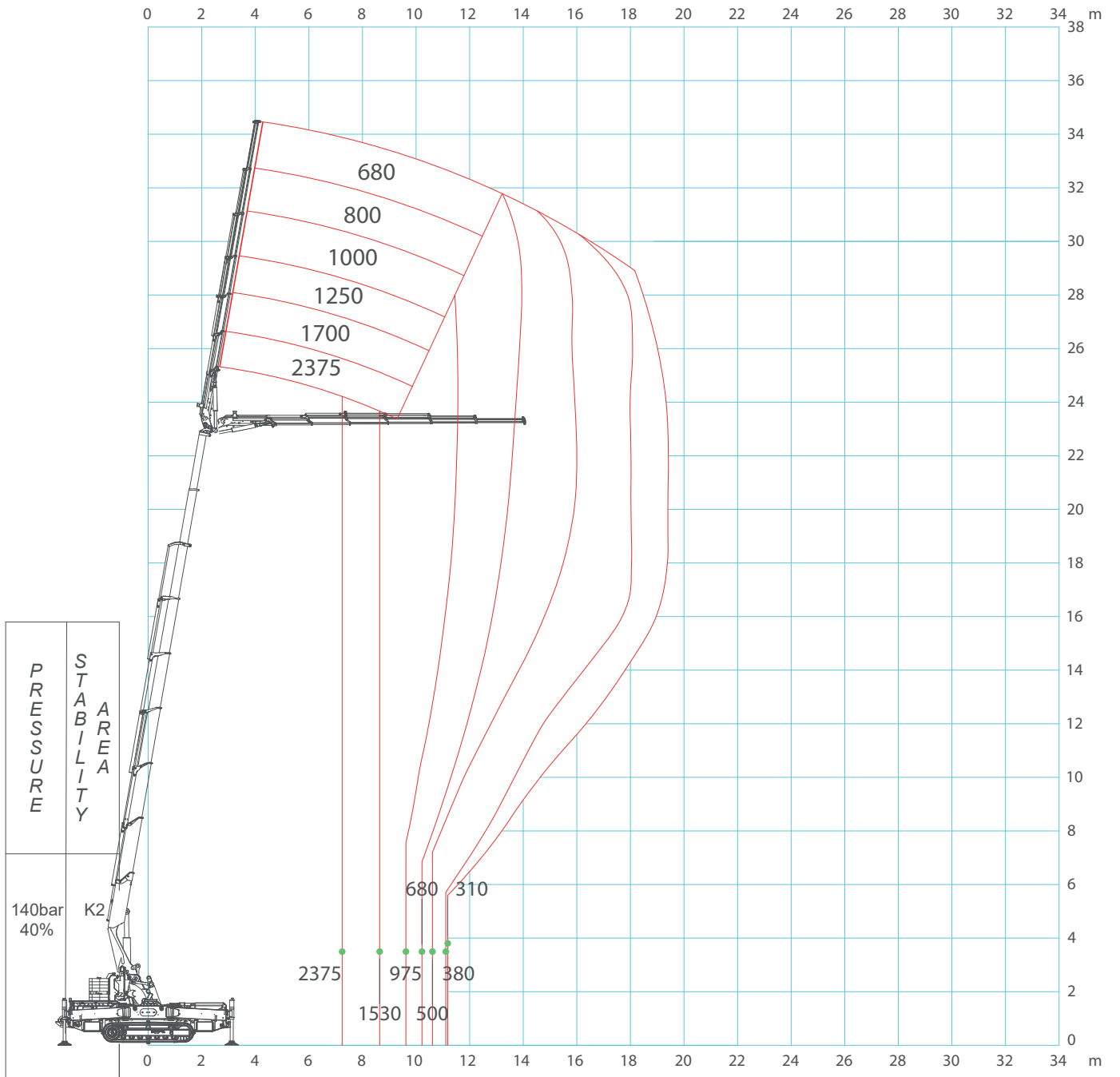
JF990 - JIB5400.6H

HOOK configuration



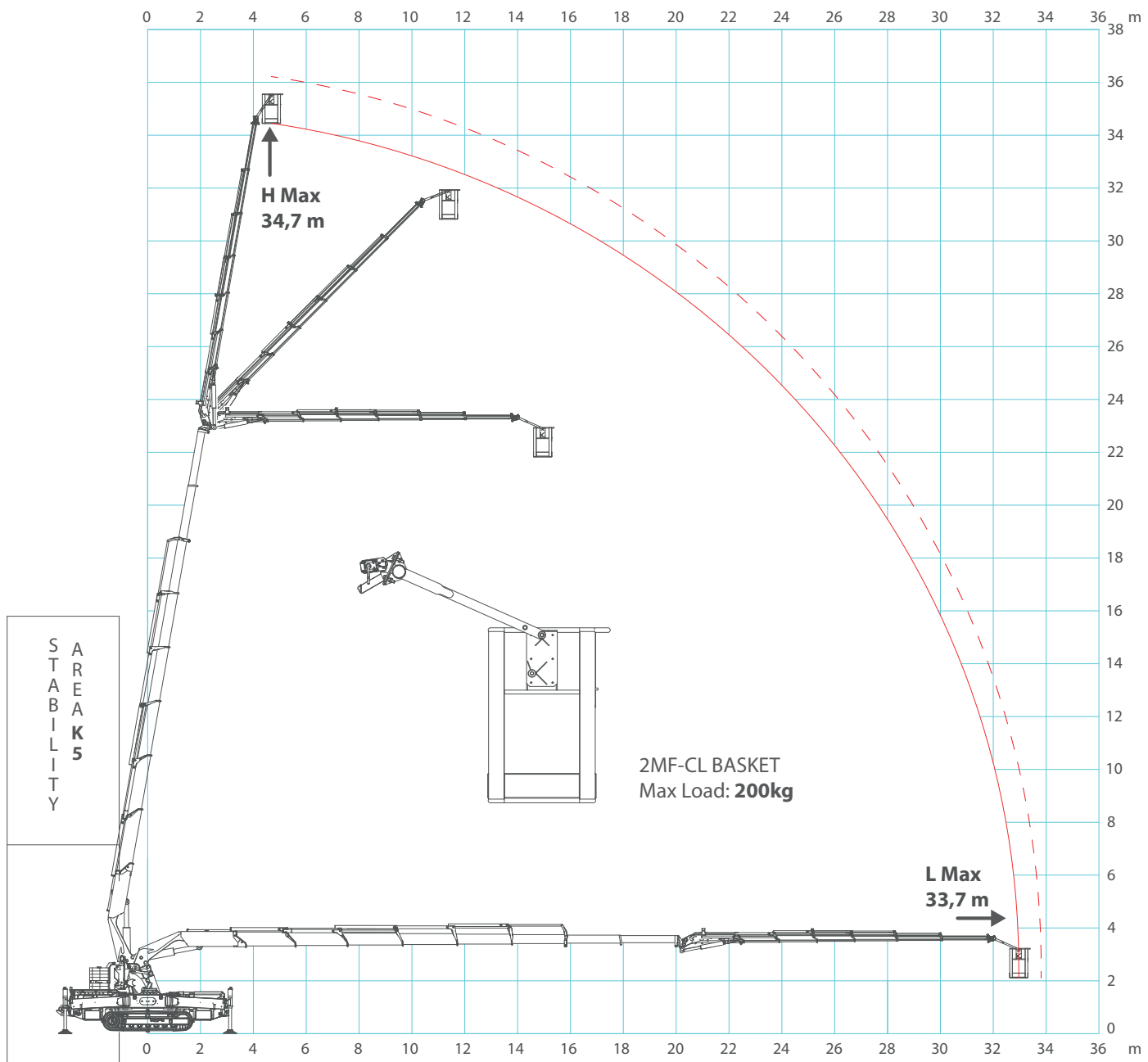
JF990 - JIB5400.6H

HOOK configuration



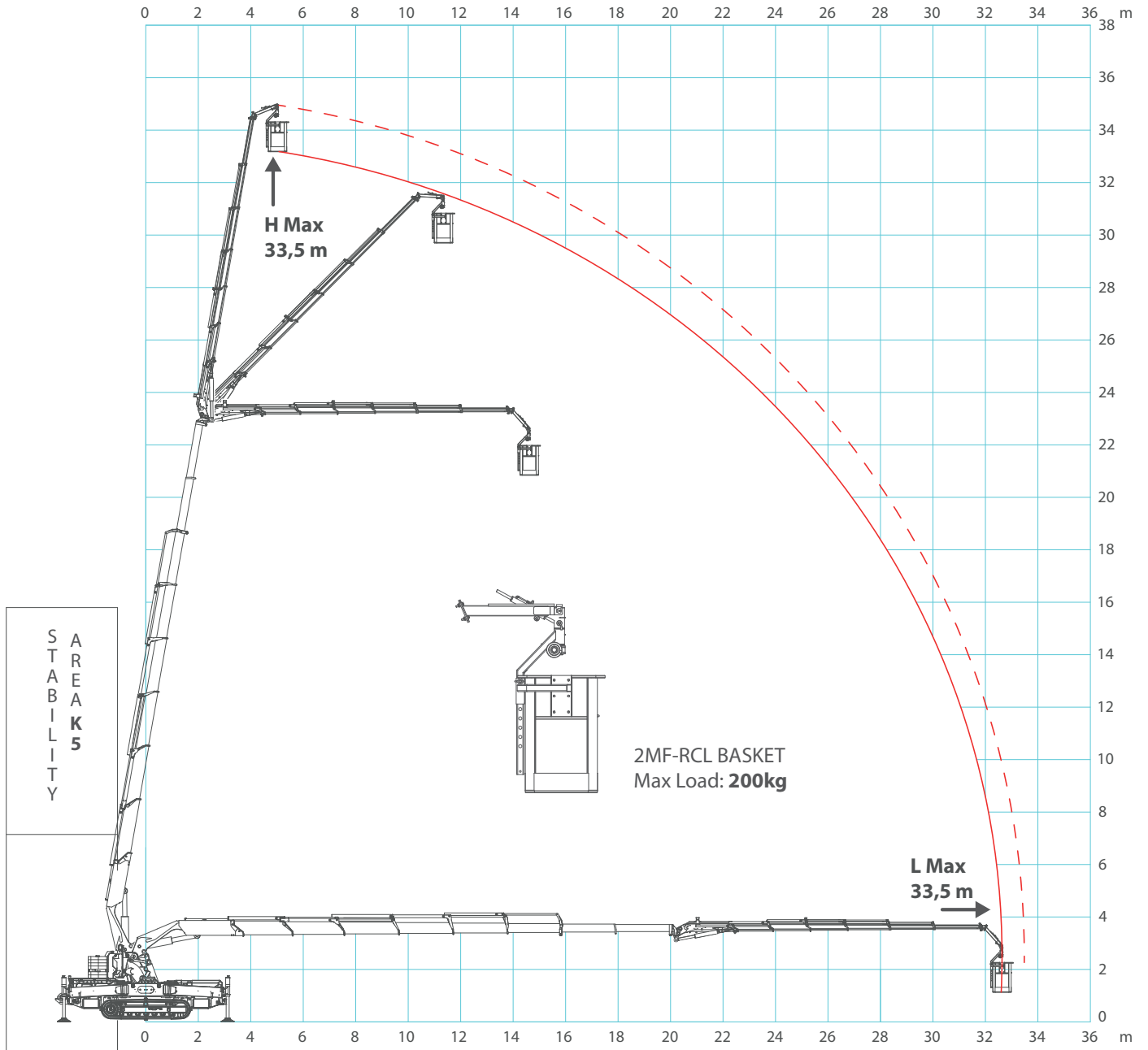
JF990 - MWP-2PG.JIB5400.6H

Man Working Platform for 2 Workers



JF990 - MWP-2PGR.JIB5400.6H

Rotating Man Working Platform for 2 Workers



PLE STABILITY CONDITION

Maximum stability needs 8 conditions: 4 complete outriggers rotation and 4 complete outriggers extension. Every lack of condition induces a loss of working area. If more than one condition lack inhibit sectors are added.

Outrigger rotation is considered at its maximum when angle is $<43^\circ$.

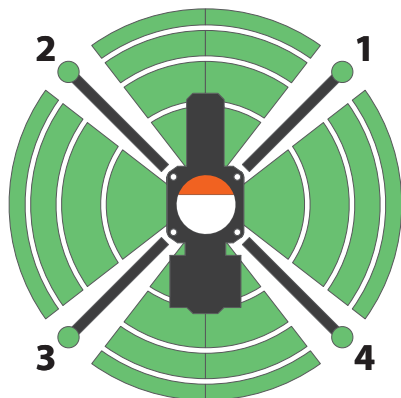
Outrigger extension is considered at its maximum when is greater than 95%.



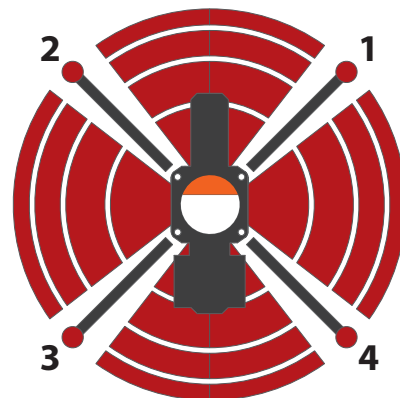
Permitted working area.



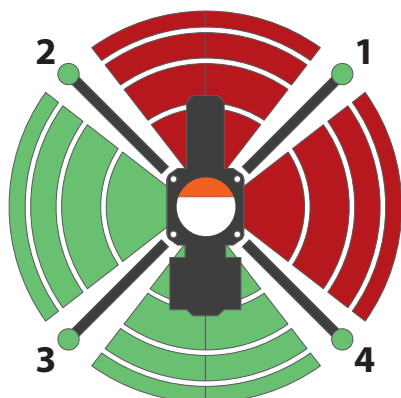
Not permitted working area.



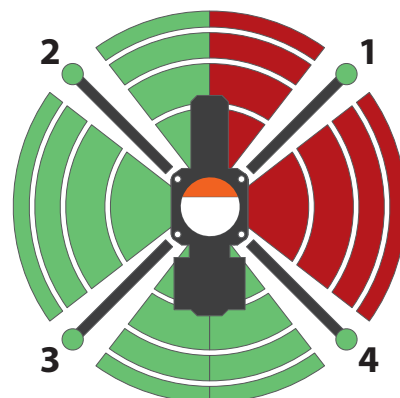
Maximum stability:
Full rotation of the outriggers.
Full extensions of the outriggers.



If even a single outriggers is not on the ground no possible movement is permitted.



Outrigger 1 not fully extended but fully rotated.



Outrigger 1 fully extended but not fully rotated.

ACCESSORIES JF990

JIB & ATTACHMENTS

- ME1-JIB5400.6HA
- ME2-JIB5400.6HA
- ME3-JIB5400.6HA
- JIB5400.6HA
- MEH-JIB5400.6HA
- HA-JIB5400.6HA

CRANE OPTIONS

- JF-HLS1
- MEH-JF990.8
- ME1-JF990.8
- ME2-JF990.8
- WA-JF990
- HA-JF990

CRAWLER OPTIONS

- TW-JFM-JFX
- HAPW-JFX
- PW10-JFX
- WTP-JFX
- PP400.13-JFX
- PP480.13-JFX
- TB-JFX

MAN-BASKET

- MWP-JIB5400.6HA
- MWP-2PG.JIB5400.6HA
- MWP-2PGR.JIB5400.6HA
- MWP-CERT

J-CONNECT

- J-CON-JF
- J-CON-JF-Y2
- 3YW-JF990

JIB & ATTACHMENTS

- JF-HLS2
- PS-JFM-JFX
- FPS-JF990
- MQC-JFX
- MQC-JFX-2

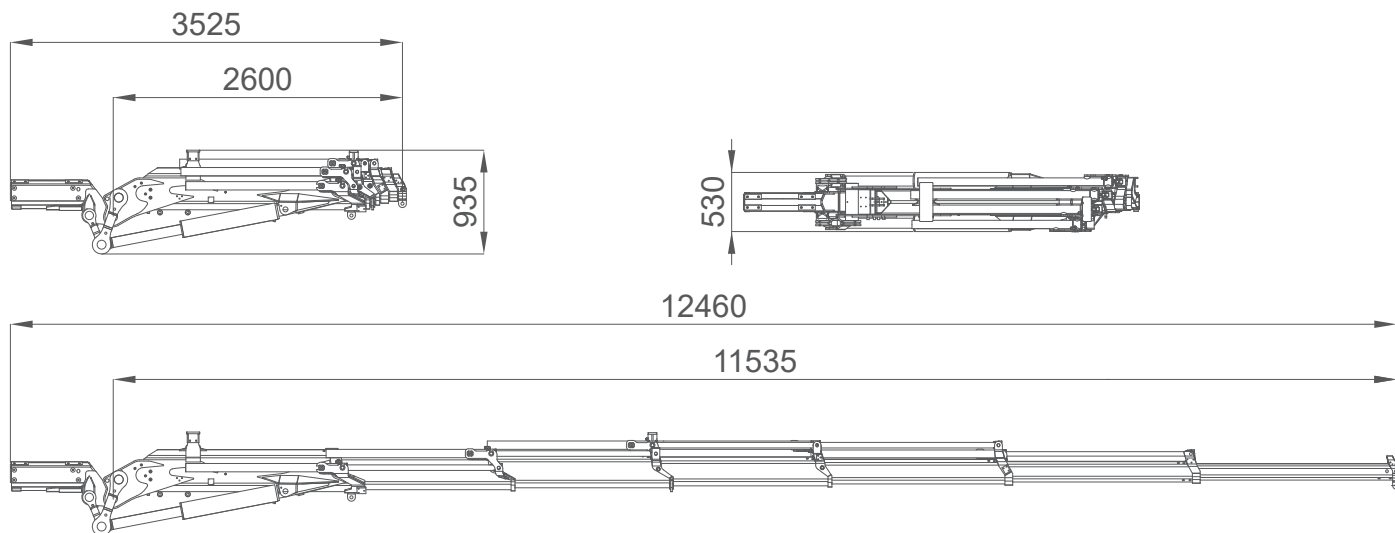
CRANE COLOR

Crane
Crawler & Frame
Carters & Tool Boxes
Outriggers

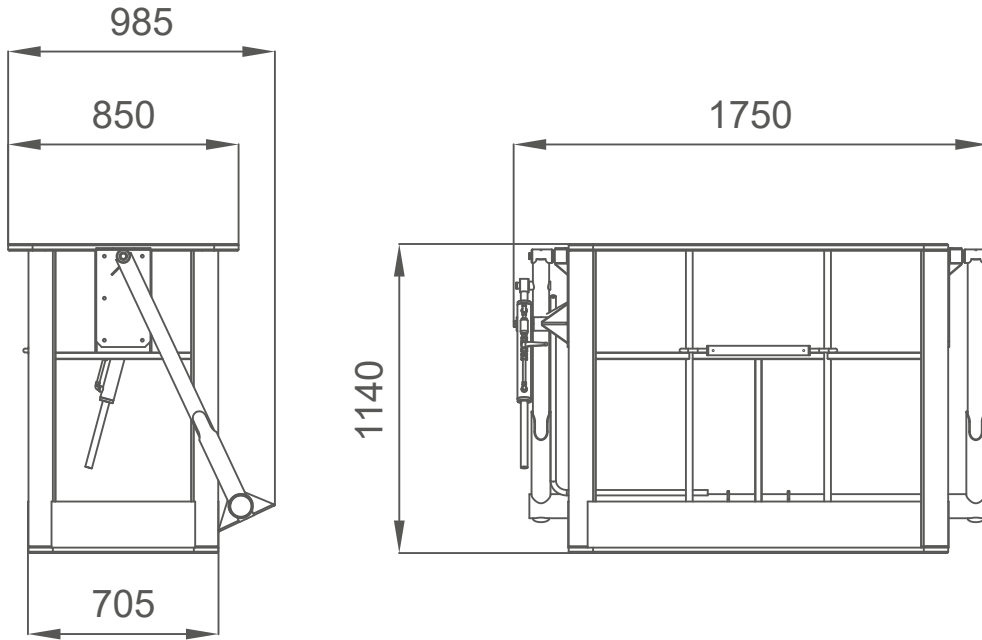
STANDARD	PC1	PC1+PC2	PC1+PC2+PC3
■ RAL2004	<input type="checkbox"/> RAL	<input type="checkbox"/> RAL	<input type="checkbox"/> RAL
■ RAL9005	<input type="checkbox"/> RAL7021	<input type="checkbox"/> RAL	<input type="checkbox"/> RAL
■ RAL9005	<input type="checkbox"/> RAL7021	<input type="checkbox"/> RAL9005	<input type="checkbox"/> RAL9005
■ RAL9005	<input type="checkbox"/> RAL9005	<input type="checkbox"/> RAL9005	<input type="checkbox"/> RAL9005

LAYOUT

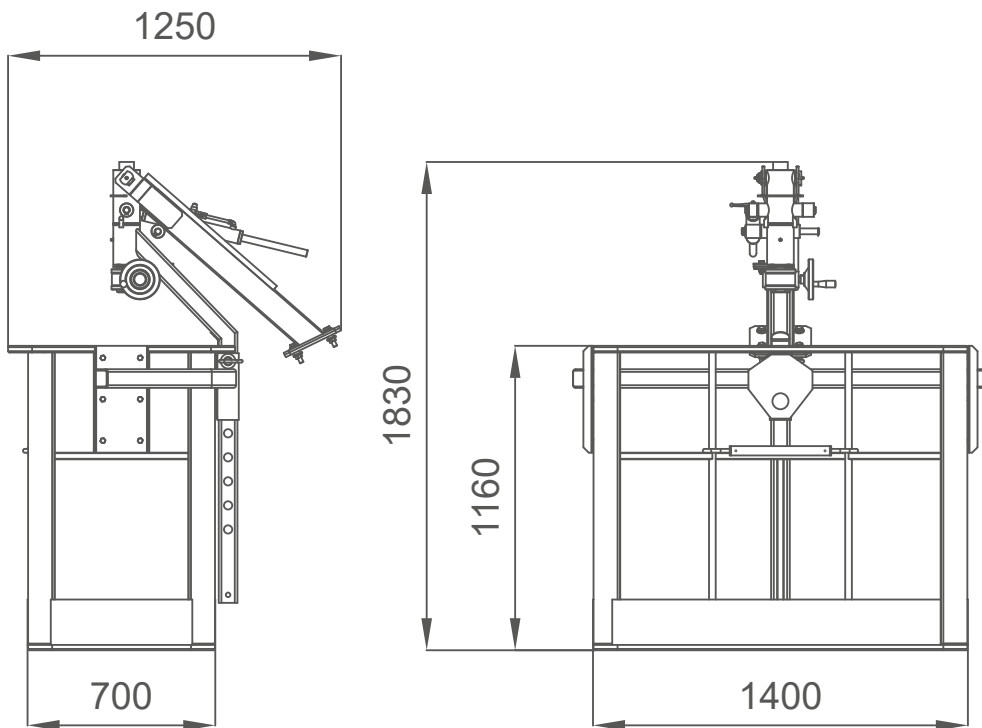
ACCESSORIES FEATURES JIB5400.6H























































2MF-CL



2MF-RCL



SYMBOLS


	Weight		Engine		Boom Angle		Minipicker
	Counterweight		Diesel Fuel		Boom Length		Back Wheel Loading Point
	Crane		Petrol Fuel		Boom Radius		Front Wheel Loading Point
	Dimensions		Tank		Jib on Board		Working Radius
	Stabilization Area		Power		Without Jib on Board		Stabilizing Bar
	Travel Speed		Battery		Jib Hook Radius		Standard
	Gradeability		Lithium Battery		Jib Length and Angle		Factory max. load
	Outrigger Load		Powerpack		Jib Length		Building site max. load
	Track Loading		Main Winch		Jib Radius		Maximum inclination of the machinery
	Outriggers Setup		Hookblock		Manipulator Length		Hydraulic oil
	Ext Tracks Width		Slewing		Manipulator Radius		Winter Warm-up Kit
	Chart on Tracks		Slewing Locked		Number of vacuum pads		Horizontal Boom Angle
	Slope		Outriggers mats		Grabber		White Pads for Steel Tracks

REMARKS REFERRING TO LOAD CHART

- HC1 HD4 S2 lifting class according to EN12999:2011 standards.
- Lifting capacities are given in kilograms.
- The weight of the hook blocks and hooks is part of the load and therefore it must be deducted from the lifting capacities.
- Working radii are measured from the slewing centre.
- The lifting capacities given for the telescopic boom apply if the folding jib is removed.
- Subject to modification of lifting capacities.

YOUR JEKKO DEALER

EN All specifications and features herein described can be changed without prior advice. All indicated data are indicative only and are not binding as crane performs differently depending on its use. **IT** Tutte le caratteristiche e le specifiche descritte possono essere soggette a variazioni senza preavviso. Tutti i dati riportati sono forniti a puro titolo informativo e non sono impegnativi dal momento che le prestazioni della macchina variano in funzione dell'utilizzo. **DE** Unangekündigte Änderungen sämtlicher Eigenschaften und Daten sind möglich. Alle Angaben sind Richtwerte und nicht verbindlich da die Leistungen der Vorrichtung von deren Einsatz abhängen. **ES** Todas las características y las especificaciones aquí indicadas pueden ser sujetas a variaciones sin aviso. Se dan todos los datos aquí indicados como simples informaciones. No se consideran como vinculantes, dado que las prestaciones del maquinario pueden variar. **FR** Toutes les caractéristiques et les spécifications descriptives peut être sujet à variation sans préavis. Tout les données rapportés sont fournis à titre informatif et ne sont pas engager au moment que la prestation de la machine change en fonction de l'emploi.



www.jekko-cranes.com

Visit jekko-cranes.com to keep in contact with us, discover all the latest news and find out technical details of all our products.



Jekko s.r.l.

Via Campardone, 1 - 31014 Colle Umberto (TV) - Italy
info@jekko.it - www.jekko-cranes.com

28.04.2021 | Rev.4

SERIAL NUMBER: